

## Multicultural demographics data explorer

NSW local health districts: Top 10 birthplace  
and language groups other than English

2023





# Contents

## Greater Sydney local health districts

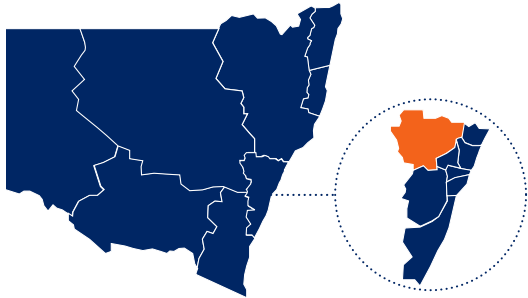
Nepean Blue Mountains	1
Northern Sydney	2
South Eastern Sydney	3
Sydney	4
South Western Sydney	5
Western Sydney	6

## NSW regional local health districts

Albury-Wodonga Health Network (NSW part)	7
Central Coast	8
Far West	9
Hunter New England	10
Illawarra Shoalhaven	11
Mid North Coast	12
Murrumbidgee	13
Northern NSW	14
Southern NSW	15
Western NSW	16

# Nepean Blue Mountains

Nepean Blue Mountains Local Health District includes Penrith, Hawkesbury, the Blue Mountains and Lithgow. It is considered a part of Greater Sydney, though the ABS classifies Lithgow as a part of regional NSW. The 2021 Census counted 383,759 people in this LHD.



**In 2021, 19.7% of the population in Nepean Blue Mountains LHD were born overseas while 13.9% spoke a language other than English at home. This is much lower than other Sydney LHDs, but higher than regional NSW, with Penrith pushing up the percentage.**

The UK is the number 1 country of birth outside of Australia, with 4.0% of the population born there, followed by 2.0% from India and 1.7% from New Zealand. The ageing Maltese community is the 6th largest country of birth outside Australia in the LHD, while similarly ageing Italy rounds out the top 10.

The largest language group other than English in the Nepean Blue Mountains region was Tagalog/Filipino, with 1.2% of population, followed by Arabic with 1.1%. All other languages comprised less than 1% of population, with Indian languages Punjabi and Hindi in 3rd and 4th place, followed by Mandarin Chinese. There are almost 2,000 Maltese speakers, predominantly older, along with older Italian and Greek speakers. The Pakistani language Urdu finishes off the top 10 in Nepean Blue Mountains.



## Nepean Blue Mountains LHD countries of birth, 2021

Top 10 countries of birth other than Australia	Number	%
United Kingdom	15,183	4.0%
India	7,721	2.0%
New Zealand	6,422	1.7%
Philippines	5,927	1.5%
China	2,191	0.6%
Malta	1,834	0.5%
Fiji	1,740	0.5%
Germany	1,587	0.4%
South Africa	1,434	0.4%
Italy	1,279	0.3%

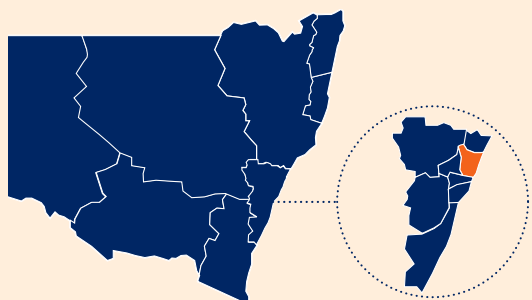


## Nepean Blue Mountains LHD languages spoken at home, 2021

Top 10 languages other than English	Number	%
Tagalog/Filipino	4,569	1.2%
Arabic	4,380	1.1%
Punjabi	3,514	0.9%
Hindi	2,629	0.7%
Mandarin	2,277	0.6%
Spanish	2,051	0.5%
Maltese	1,929	0.5%
Italian	1,672	0.4%
Greek	1,514	0.4%
Urdu	1,420	0.4%

# Northern Sydney

Northern Sydney Local Health District contains some of the highest socio-economic areas in the state, such as Ku-ring-gai Council, along with Hornsby, Ryde, North Sydney and the Northern Beaches area.



**In 2021, 39.7% of the population of approximately 922,000 in Northern Sydney were born overseas. 30.8% spoke a language other than English at home.**

China is the largest country of birth outside Australia, with 6.9% of population in Northern Sydney. This is followed by 5.9% from the UK and 2.8% from India. Northern Sydney has a greater share of people from English speaking countries, with four of the top 10 birthplaces outside Australia having English as an official language. Northern Sydney is the only LHD where the USA is one of the top 10 birthplaces.

The two major Chinese languages, Mandarin and Cantonese, are the top two languages other than English in Northern Sydney, which combined make up 12% of the population. This is followed by Korean with 2.0%, and Hindi with 1.1%. Other languages all make up less than 1% of population each, with Northern Sydney the only LHD where Portuguese and Japanese feature in the top 10.



## Northern Sydney LHD countries of birth, 2021

Top 10 countries of birth other than Australia	Number	%
China	63,319	6.9%
United Kingdom	54,773	5.9%
India	25,397	2.8%
Hong Kong	17,562	1.9%
New Zealand	16,280	1.8%
Korea, Republic of (South)	15,300	1.7%
South Africa	13,844	1.5%
Philippines	10,499	1.1%
Malaysia	9,212	1.0%
United States of America	8,369	0.9%

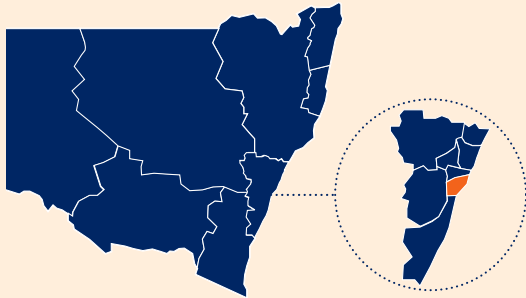


## Northern Sydney languages spoken at home, 2021

Top 10 languages other than English	Number	%
Mandarin	73,560	8.0%
Cantonese	37,343	4.0%
Korean	18,214	2.0%
Hindi	10,361	1.1%
Spanish	9,644	1.0%
Italian	8,674	0.9%
Persian (excluding Dari)	7,902	0.9%
Japanese	7,379	0.8%
Portuguese	5,845	0.6%
Arabic	5,793	0.6%

# South Eastern Sydney

South Eastern Sydney Local Health District includes the eastern suburbs such as Randwick and Bondi, the St George region and the Sutherland Shire.



**In 2021, 37.9% of people living in South Eastern Sydney LHD were born overseas and 32.5% spoke a language other than English. This is about average for cultural diversity in the Sydney region.**

The birthplace of China is the largest in South Eastern Sydney, with 5.3% of total population, but only slightly larger than the UK, with 4.4% of population. New Zealand follows, then Nepal, which has had large recent increases in population. Indonesia is a significant group with a young population and a lot of students. Rounding out the top 10 is Hong Kong. The large population from China is focussed on suburbs such as Hurstville and Kogarah, and increasingly new higher density housing areas such as Mascot.

Languages reflect these groupings, with Chinese languages Mandarin and Cantonese the top two languages in South Eastern Sydney. These include populations from China, Hong Kong and some other places as well as some Australian-born. This is followed by the older, established Greek speaking community, and Arabic, which is spoken in a variety of countries. Macedonian and Italian are also older communities completing the top 10.



## South Eastern Sydney LHD countries of birth, 2021

Top 10 countries of birth other than Australia	Number	%
China	46,934	5.3%
United Kingdom	39,182	4.4%
New Zealand	15,591	1.7%
Nepal	14,194	1.6%
Indonesia	12,584	1.4%
Philippines	10,669	1.2%
South Africa	10,362	1.2%
India	9,694	1.1%
Greece	9,478	1.1%
Hong Kong	9,359	1.0%

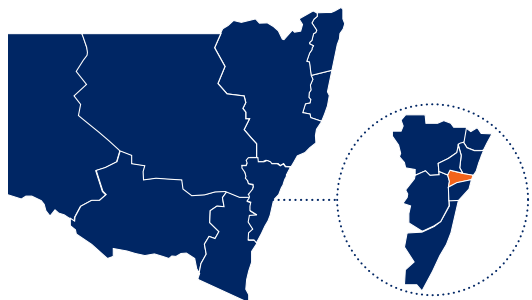


## South Eastern Sydney languages spoken at home, 2021

Top 10 languages other than English	Number	%
Mandarin	47,663	5.3%
Cantonese	29,171	3.3%
Greek	28,462	3.2%
Arabic	19,054	2.1%
Spanish	15,603	1.7%
Nepali	14,175	1.6%
Indonesian	10,598	1.2%
Portuguese	9,617	1.1%
Macedonian	9,233	1.0%
Italian	9,085	1.0%

# Sydney

Sydney Local Health District covers central Sydney, the Inner West, Canterbury and Canada Bay areas.



**In 2021, Sydney LHD was one of the most culturally diverse local health districts in NSW. Of approximately 648,000 people living in this LHD, 44.4% were born overseas and 43.1% spoke a language other than English.**

The population from China dominates this area, accounting for 7.5% of total population, and more than double the size of the next largest birthplace group, the UK. Nepal is a large recently arrived group and has climbed the rankings recently to become the 4th largest language after English in the Sydney LHD. Italy and Greece are older communities which can still be found in the top 10.

Consistent with China being the largest birthplace, the main Chinese languages (Mandarin and Cantonese) are the first and third most spoken languages other than English in Sydney. Arabic is the second most spoken language. Arabic is spoken in many different countries, including Lebanon which is in the top 10 birthplaces. The Indian language Bengali rounds out the top 10 here.

## Sydney LHD countries of birth, 2021



Top 10 countries of birth other than Australia	Number	%
China	48,654	7.5%
United Kingdom	22,415	3.5%
India	17,123	2.6%
Nepal	12,903	2.0%
Vietnam	12,616	1.9%
New Zealand	10,776	1.7%
Italy	10,524	1.6%
Korea, Republic of (South)	9,792	1.5%
Lebanon	9,374	1.4%
Greece	9,090	1.4%

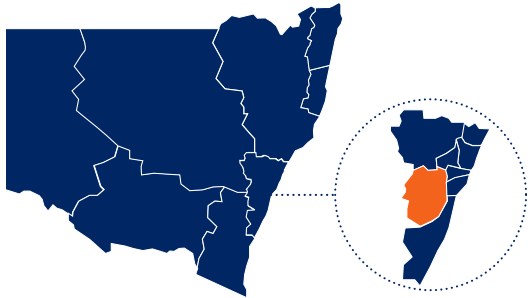
## Sydney LHD languages spoken at home, 2021



Top 10 languages other than English	Number	%
Mandarin	51,145	7.9%
Arabic	24,963	3.8%
Cantonese	24,674	3.8%
Greek	21,244	3.3%
Italian	15,438	2.4%
Vietnamese	14,037	2.2%
Nepali	12,685	2.0%
Korean	10,996	1.7%
Spanish	10,035	1.5%
Bengali	7,870	1.2%

# South Western Sydney

South Western Sydney Local Health District includes Fairfield, Liverpool, the Bankstown part of Canterbury-Bankstown, Campbelltown, Camden, Wollondilly and part of Wingecarribee Shire (note that this is a metropolitan LHD but Wingecarribee is considered by the ABS to be a part of regional NSW).



**Fairfield is the most culturally diverse LGA in Australia, with approximately 70% of the population speaking a language other than English. The outer areas of the LHD, Wingecarribee and Wollondilly, are predominantly English speaking with relatively low rates of language diversity. This makes it the second most linguistically diverse LHD (after Western Sydney), with 46.4% speaking a language other than English at home (1,059,316 people).**

In 2021, 38.8 % of this LHD's population were born overseas. Countries of birth in South Western Sydney are dominated by those found in Fairfield and Liverpool, with the number 1 birthplace outside Australia being Vietnam (5.8%), followed by Iraq (4.1%) and Lebanon (2.4%). The UK is number 5, and is by far the largest group in the outer parts of South Western Sydney, Wingecarribee and Wollondilly. Fiji, a large group in Liverpool and Campbelltown is number 9, and Cambodia rounds out the top 10.

The largest language in South Western Sydney after English is Arabic, spoken by more than 1 in 10 people, followed by Vietnamese, 7.6%. The third most spoken language is the combined Assyrian/Aramaic group, comprising Assyrian Neo-Aramaic and Chaldean

## South Western Sydney LHD countries of birth, 2021



Top 10 countries of birth other than Australia	Number	%
Vietnam	61,360	5.8%
Iraq	43,607	4.1%
Lebanon	25,052	2.4%
India	19,934	1.9%
United Kingdom	18,528	1.7%
China	17,526	1.7%
Philippines	16,036	1.5%
New Zealand	15,778	1.5%
Fiji	13,707	1.3%
Cambodia	10,658	1.0%

## South Western Sydney languages spoken at home, 2021



Top 10 languages other than English	Number	%
Arabic	107,809	10.2%
Vietnamese	80,899	7.6%
Assyrian/Neo-Aramaic	33,833	3.2%
Cantonese	18,660	1.8%
Mandarin	18,624	1.8%
Spanish	15,989	1.5%
Hindi	15,874	1.5%
Bengali	12,916	1.2%
Italian	12,103	1.1%
Urdu	11,987	1.1%

Neo-Aramaic, with 3.2% of the population. Fifty six per cent of Australia's Assyrian/Aramaic speakers reside in South Western Sydney LHD, mostly in Fairfield and Liverpool.

Cantonese and Mandarin, the main Chinese languages also feature prominently, along with Indian languages Hindi and Bengali, with Urdu rounding out the top 10.



# Western Sydney

Western Sydney Local Health District includes the local government areas (LGAs) of Parramatta, Cumberland, Blacktown and The Hills Shire. It is the most culturally diverse LHD in NSW measured by overseas-born or non-English speaking background population.



**In 2021, 51.1% of the population spoke a language other than English in Western Sydney, while 47.4% of the population were overseas-born.**

India is by far the largest country of birth outside Australia in Western Sydney. It also has the distinction of being the only birthplace group with more than 100,000 people in any LHD, and made up 10.1% of the LHD's population of 1,052,820. So more than 1 in 10 people in Western Sydney are born in India. China is the next largest group with 5.5%, and the Philippines with 3.6%. The UK is still in the top 10 here but well down the list in 7th spot.

Languages reflect these birthplace groups with Mandarin the number one language after English at 6.1% of the population. Though India is the largest country of birth in Western Sydney, the number of languages originating in India pushes these further down the list – however Hindi, Punjabi and Tamil all make the top 10, as well as Urdu from Pakistan. Tagalog and Filipino when treated as a single language group rank 5th after English, while the growing Nepali speaking population rounds out the top 10 in Western Sydney.



## Western Sydney LHD countries of birth, 2021

Top 10 countries of birth other than Australia	Number	%
India	106,075	10.1%
China	58,030	5.5%
Philippines	37,498	3.6%
Korea, Republic of (South)	19,085	1.8%
Nepal	18,457	1.8%
Lebanon	16,981	1.6%
United Kingdom	16,959	1.6%
Sri Lanka	16,320	1.6%
New Zealand	15,833	1.5%
Pakistan	14,957	1.4%

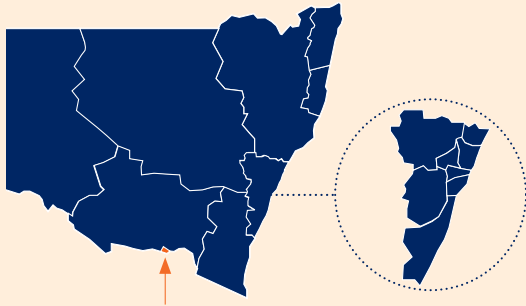


## Western Sydney languages spoken at home, 2021

Top 10 languages other than English	Number	%
Mandarin	64,502	6.1%
Arabic	56,872	5.4%
Hindi	36,880	3.5%
Cantonese	32,795	3.1%
Tagalog/Filipino	32,480	3.1%
Punjabi	29,460	2.8%
Korean	23,978	2.3%
Tamil	23,890	2.3%
Urdu	19,808	1.9%
Nepali	19,562	1.9%

# Albury-Wodonga Health Network (NSW part)

The City of Albury is geographically within the Murrumbidgee Local Health District but has a joint health network with Wodonga in Victoria, so is treated separately. The City of Albury had a 2021 Census count of 56,093 residents.



**In 2021, 12.5% of the population in the City of Albury were born overseas with 8.6% speaking a language other than English.**

There is an interesting mix of birthplaces and languages. While the UK is the number one birthplace, Bhutan and the Democratic Republic of Congo (DRC) appear in the top 10. These represent refugee communities that have settled in the City of Albury and contribute to Nepali being the number one language after English (with Swahili, spoken in the DRC, being 6th). These are still quite small population groups, however.

## Albury-Wodonga Health Network countries of birth, 2021



Top 10 countries of birth other than Australia	Number	%
United Kingdom	1,309	2.3%
India	1,062	1.9%
New Zealand	582	1.0%
Philippines	416	0.7%
Bhutan	361	0.6%
Nepal	346	0.6%
Germany	256	0.5%
Netherlands	190	0.3%
South Africa	172	0.3%
Congo, Democratic Republic of	142	0.3%

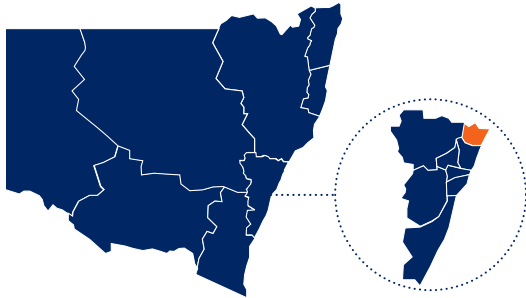
## Albury-Wodonga Health Network languages spoken at home, 2021



Top 10 languages other than English	Number	%
Nepali	793	1.4%
Punjabi	753	1.3%
Tagalog/Filipino	317	0.6%
Mandarin	203	0.4%
Hindi	173	0.3%
Swahili	170	0.3%
Italian	131	0.2%
Greek	131	0.2%
German	116	0.2%
Malayalam	106	0.2%

# Central Coast

Central Coast Local Health District consists of the Central Coast LGA only, including the Gosford and Wyong areas. The population counted in the 2021 Census was 346,596. Note that NSW Health considers Central Coast to be part of regional NSW, but the ABS includes it in Greater Sydney for most statistics.



**In 2021, Central Coast LHD had 16.1% of population born overseas and 7.1% speaking a language other than English. These are quite low percentages compared to Greater Sydney and similar to those found through regional NSW.**

The UK is by far the largest birthplace outside Australia for residents of the Central Coast LHD, followed by New Zealand, the Philippines and India. five of the top 10 are English speaking countries. With less than 1,000 people, the Netherlands completes the top 10.

With only 7.1% speaking a language other than English all up, no individual group has as much as 1% -Mandarin is the largest language group with 0.6% of population, followed by Spanish, 0.5% and Tagalog/Filipino, 0.4%.

## Central Coast LHD countries of birth, 2021



Top 10 countries of birth other than Australia	Number	%
United Kingdom	18,560	5.4%
New Zealand	5,863	1.7%
Philippines	2,487	0.7%
India	2,362	0.7%
South Africa	2,100	0.6%
China	1,893	0.5%
United States of America	1,252	0.4%
Germany	1,219	0.4%
Ireland	1,176	0.3%
Netherlands	955	0.3%

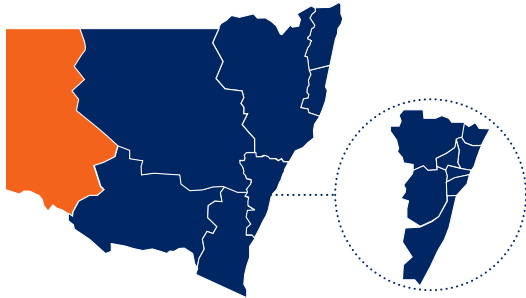
## Central Coast LHD languages spoken at home, 2021



Top 10 languages other than English	Number	%
Mandarin	1,953	0.6%
Spanish	1,831	0.5%
Tagalog/Filipino	1,552	0.4%
Italian	1,012	0.3%
Cantonese	898	0.3%
Korean	881	0.3%
Malayalam	828	0.2%
German	825	0.2%
Thai	772	0.2%
Greek	765	0.2%

# Far West

Far West Local Health District is the most remote and by far the smallest population of the NSW LHDs, with only 29,601 people counted in the 2021 Census. About two thirds of its residents live in Broken Hill, but the region extends north all the way to Tibooburra, east to Ivanhoe, and includes Wentworth and Balranald on the Victorian border.



**The population is also the least culturally diverse of any LHDs, with 5.6% of the population born overseas and 3.8% speaking a language other than English. It does have a high proportion of Aboriginal population.**

Top 10 lists become less meaningful with such small populations.

The UK is the only birthplace comprising 1% or more of the population with 308 people. This is followed by the Philippines, New Zealand and India, all other countries of birth outside Australia have less than 100 people.

Only two languages have more than 100 speakers, Italian and Tagalog/Filipino. Australian Indigenous Languages as a group is the 4th most widely spoken after English with 62 speakers recorded.



## Far West LHD countries of birth, 2021

Top 10 countries of birth other than Australia	Number	%
United Kingdom	308	1.0%
Philippines	241	0.8%
New Zealand	169	0.6%
India	106	0.4%
Malaysia	81	0.3%
Italy	78	0.3%
Germany	57	0.2%
United States of America	41	0.1%
Thailand	39	0.1%
Fiji	38	0.1%

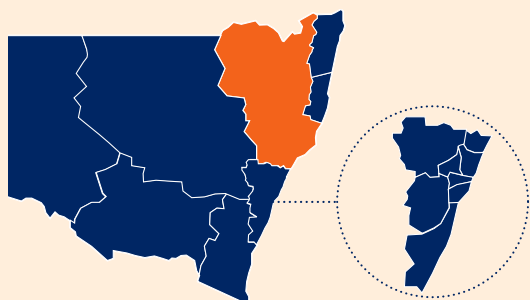


## Far West LHD languages spoken at home, 2021

Top 10 languages other than English	Number	%
Italian	154	0.5%
Tagalog/Filipino	153	0.5%
Mandarin	74	0.2%
Australian Indigenous Languages	62	0.2%
Malayalam	42	0.1%
Tongan	39	0.1%
Malay	31	0.1%
Thai	31	0.1%
Arabic	28	0.1%
Fijian	28	0.1%

# Hunter New England

Hunter New England Local Health District includes Newcastle and the Hunter region, along with the northern inland NSW through Musswellbrook, Scone, Tamworth, Narrabri, Moree and Glen Innes.



**In 2021 there were 958,627 people counted in this LHD making it by far the most populous local health district in regional NSW, and the third largest in the state.**

In 2021, 10.5% of Hunter New England's population was born overseas and 5.6% spoke a language other than English at home.

The largest birthplace group outside Australia was from the UK, with 2.8% of population, followed by New Zealand, 1.1% then India, 0.6%. The growing population from Nepal makes it into the top 10 in Hunter New England.

In Hunter New England, no language other than English makes up more than 0.5% of the population. Mandarin is the largest language group, with just over 4,000 speakers, 0.4% of population. This is followed by Tagalog/Filipino and Arabic, with growing languages Nepali and Punjabi rounding out the top 10.

## Hunter New England LHD countries of birth, 2021



Top 10 countries of birth other than Australia	Number	%
United Kingdom	26,525	2.8%
New Zealand	10,316	1.1%
India	5,478	0.6%
Philippines	5,150	0.5%
South Africa	3,473	0.4%
China	3,336	0.3%
Germany	3,139	0.3%
United States of America	2,768	0.3%
Netherlands	1,872	0.2%
Nepal	1,695	0.2%

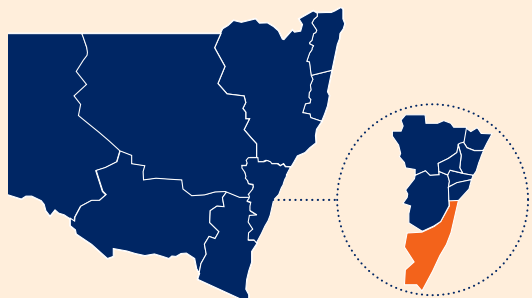
## Hunter New England LHD languages spoken at home, 2021



Top 10 languages other than English	Number	%
Mandarin	4,052	0.4%
Tagalog/Filipino	3,341	0.3%
Spanish	2,032	0.2%
Arabic	1,901	0.2%
Vietnamese	1,889	0.2%
Italian	1,816	0.2%
German	1,740	0.2%
Cantonese	1,722	0.2%
Nepali	1,704	0.2%
Punjabi	1,601	0.2%

# Illawarra Shoalhaven

Illawarra Shoalhaven Local Health District includes the LGAs of Wollongong, Shellharbour, Kiama and Shoalhaven and in the 2021 Census had a population of 422,477.



**This LHD is the most diverse in regional NSW, with 17.8% of population born overseas and 11.3% speaking a language other than English at home.**

The top birthplaces after Australia in the Illawarra Shoalhaven region are UK (5.0% of population), New Zealand (1.1%) and North Macedonia (0.9%). Most of the communities in the top 10 are very established with an older population.

The largest language spoken other than English in Illawarra Shoalhaven is Macedonian, and it is the only language with more than 1% of the population, at 1.5%. This is an older, established community throughout the region. This is the only LHD where Macedonian is top language. This is followed by Italian (another older community), Arabic, Spanish and Mandarin. This is also the only LHD which has Portuguese in the top 10.

## Illawarra Shoalhaven LHD countries of birth, 2021



Top 10 countries of birth other than Australia	Number	%
United Kingdom	20,999	5.0%
New Zealand	4,672	1.1%
North Macedonia	3,905	0.9%
India	3,190	0.8%
Italy	3,095	0.7%
Philippines	2,394	0.6%
China	2,360	0.6%
Germany	2,194	0.5%
United States of America	1,501	0.4%
South Africa	1,445	0.3%

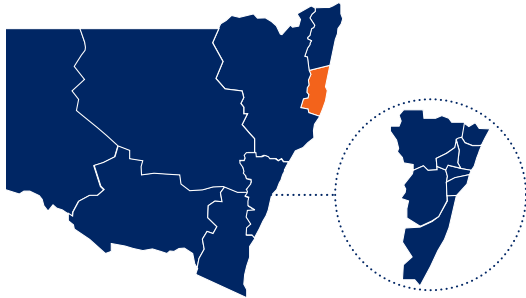
## Illawarra Shoalhaven LHD languages spoken at home, 2021



Top 10 languages other than English	Number	%
Macedonian	6,214	1.5%
Italian	3,733	0.9%
Arabic	3,443	0.8%
Spanish	2,794	0.7%
Mandarin	2,752	0.7%
Greek	2,277	0.5%
Serbian	1,896	0.4%
Tagalog/Filipino	1,501	0.4%
Vietnamese	1,421	0.3%
Portuguese	1,343	0.3%

# Mid North Coast

Mid North Coast Local Health District includes the Port Macquarie-Kempsey-Coffs Harbour area and some inland areas. In the 2021 Census, 229,515 people were counted as residents of this LHD.



**In 2021, 12% of the population in the Mid North Coast LHD were born overseas, with 5.5% speaking a language other than English at home.**

The UK is the largest birthplace outside Australia, making up 4.2% of Mid North Coast's population, followed by New Zealand at 1.3%, and India 0.8%.

Punjabi is by far the largest language group after English, even though it is only 0.9% of the population. German is second, but only around a third the size.

The fifth most widely spoken language after English is the Australian Indigenous Languages grouping, which is not a single language but a group of Indigenous languages (about 400 Australia-wide). The predominant Indigenous language in Mid North Coast is Gumbaynggir.

Another in the top 10 is Kurdish, representing a small refugee community in Coffs Harbour.

## Mid North Coast LHD countries of birth, 2021



Top 10 countries of birth other than Australia	Number	%
United Kingdom	9,529	4.2%
New Zealand	2,997	1.3%
India	1,870	0.8%
Philippines	1,086	0.5%
Germany	1,059	0.5%
South Africa	954	0.4%
United States of America	753	0.3%
Netherlands	735	0.3%
Malaysia	523	0.2%
China	495	0.2%

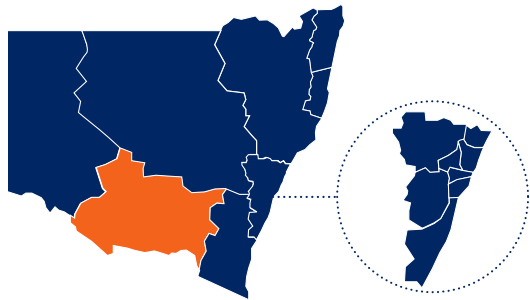
## Mid North Coast LHD languages spoken at home, 2021



Top 10 languages other than English	Number	%
Punjabi	1,988	0.9%
German	684	0.3%
Mandarin	641	0.3%
Tagalog/Filipino	596	0.3%
Australian Indigenous Languages	544	0.2%
Spanish	519	0.2%
French	386	0.2%
Kurdish	369	0.2%
Italian	362	0.2%
Thai	317	0.1%

# Murrumbidgee

The Murrumbidgee LHD covers most of South-West NSW, to the Murray River in the south and north to Young and West Wyalong. The main centres are Wagga Wagga, Griffith, Cootamundra and Young. Albury sits on the southern edge of this area but is considered separately as its health service is joined with Wodonga in Victoria. With this exclusion the population counted in Murrumbidgee LHD in 2021 was 247,954.



**The Murrumbidgee LHD had 10.1% of the population born overseas, and 7.5% spoke a language other than English. Most of the diversity in the region is in Griffith, which is well known as having a large Italian population, but has many recent migrants from a variety of countries as well as a significant Aboriginal population. To a lesser extent, Wagga Wagga also has increasing cultural diversity.**

The largest country of birth after Australia is the United Kingdom, with 1.7% of population, followed by India, New Zealand and the Philippines. Pacific Island groups are also found in the region, with Fiji making the top 10, and some communities have taken refugee groups, with Iraq entering the list in recent years.

The number one language after English is Italian, courtesy of Griffith's still large population. The Indian language Punjabi is second with 0.7% of total population, followed by Tagalog/Filipino, Mandarin and Gujarati. In total there are 3 Indian languages in the top 10, as well as the unusual Kurdish (predominantly the refugees born in Iraq) and Samoan and Fijian languages of the Pacific also make the list.



## Murrumbidgee LHD countries of birth, 2021

Top 10 countries of birth other than Australia	Number	%
United Kingdom	4,140	1.7%
India	3,598	1.5%
New Zealand	2,189	0.9%
Philippines	1,697	0.7%
Italy	1,263	0.5%
China	897	0.4%
Iraq	863	0.3%
South Africa	809	0.3%
Malaysia	733	0.3%
Fiji	553	0.2%



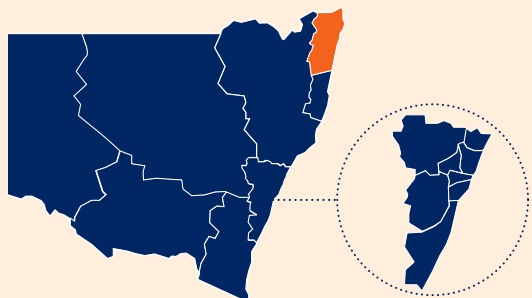
## Murrumbidgee LHD languages spoken at home, 2021

Top 10 languages other than English	Number	%
Italian	1,887	0.8%
Punjabi	1,664	0.7%
Tagalog/Filipino	1,231	0.5%
Mandarin	1,196	0.5%
Gujarati	1,101	0.4%
Arabic	818	0.3%
Malayalam	746	0.3%
Kurdish	712	0.3%
Samoan	444	0.2%
Fijian	428	0.2%



# Northern NSW

Northern NSW Local Health District includes coastal and inland areas from Grafton to the Queensland border, including Ballina, Byron Bay and Tweed Heads, and inland to Kyogle and Casino. In 2021 it had a population of 311,652.



**In 2021, 12.9% of the population of Northern NSW were born overseas and 4.9% spoke a language other than English at home.**

The UK was the largest country of birth outside Australia, with 4.2% of population, followed by a significant New Zealand born population (1.9%). Others are all under 0.5%.

The most widely spoken language after English is Spanish followed by German and Portuguese. Australian Indigenous Languages as a group is in 9th position with 608 speakers.



## Northern NSW LHD countries of birth, 2021

Top 10 countries of birth other than Australia	Number	%
United Kingdom	12,940	4.2%
New Zealand	5,899	1.9%
Germany	1,615	0.5%
United States of America	1,540	0.5%
Philippines	1,437	0.5%
South Africa	1,309	0.4%
India	1,180	0.4%
Netherlands	951	0.3%
Canada	873	0.3%
Brazil	826	0.3%

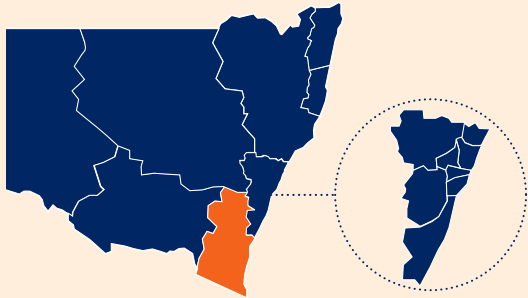


## Northern NSW LHD languages spoken at home, 2021

Top 10 languages other than English	Number	%
Spanish	1,294	0.4%
German	1,274	0.4%
Portuguese	984	0.3%
Italian	975	0.3%
French	959	0.3%
Tagalog/Filipino	781	0.3%
Punjabi	776	0.2%
Japanese	753	0.2%
Australian Indigenous Language	608	0.2%
Thai	582	0.2%

# Southern NSW

Southern NSW Local Health District covers the southern part of the state, surrounding Canberra through to the south-east corner, such as Bega Valley, Eurobodalla, Snowy-Monaro, Queanbeyan, Yass and Goulburn. The 2021 Census counted 219,238 residents in this region.



**In 2021, 13.9% of the population were born overseas, and 7.1% spoke a language other than English at home.**

The largest birthplace after Australia is the UK, with 3.9% of population, more than 3 times the population of the next largest, New Zealand. This is followed by India, the Philippines and Germany. Nepal has increased in most areas, and in Southern NSW it is now the 7th ranked birthplace after Australia, with older groups from Italy and the Netherlands rounding out the top 10.

There are no languages other than English with over 1,000 speakers in Southern NSW LHD. The largest language is Punjabi, followed by Italian and Macedonian, then Nepali – all these have around 900 speakers or about 0.4% of population.



## Southern NSW LHD countries of birth, 2021

Top 10 countries of birth other than Australia	Number	%
United Kingdom	8,647	3.9%
New Zealand	2,690	1.2%
India	1,996	0.9%
Philippines	1,261	0.6%
Germany	1,183	0.5%
United States of America	940	0.4%
Nepal	803	0.4%
South Africa	781	0.4%
Italy	719	0.3%
Netherlands	707	0.3%

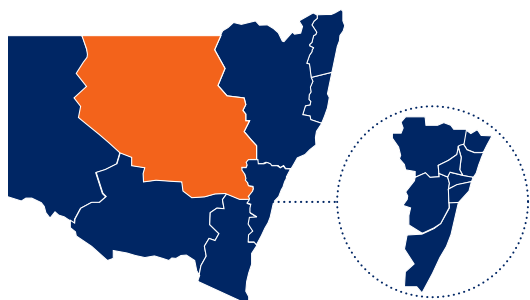


## Southern NSW LHD languages spoken at home, 2021

Top 10 languages other than English	Number	%
Punjabi	974	0.4%
Italian	957	0.4%
Macedonian	937	0.4%
Nepali	864	0.4%
Tagalog/Filipino	806	0.4%
Mandarin	723	0.3%
German	690	0.3%
Spanish	603	0.3%
Greek	543	0.2%
Hindi	431	0.2%

# Western NSW

Western NSW Local Health District covers a very large area from Bathurst to Bourke, Mudgee to Cobar, inland areas of NSW west of the Great Dividing Range, with a 2021 Census population count of 280,510.



**Western NSW is one of the least culturally diverse parts of the state, with just 8.2% of the population born overseas, and 4.9% speaking a language other than English at home.**

The largest number of people born outside Australia in this area are from the United Kingdom (1.8%), but no other birthplaces make up more than 1% of population. New Zealand follows with 0.8%, then India, the Philippines and relative newcomer Nepal which has increased in recent years.

Nepali is the number one language after English in Western NSW, with 1,357 speakers, 0.5% of the population. This is largely due to a significant intake of Nepalese into Dubbo over the past 5 years. This is followed by Tagalog/Filipino, and Indian languages Punjabi and Malayalam. Australian Indigenous Languages as a group were spoken by 535 people, with the main Indigenous languages in this region being Gamilaraay and Wiradjuri.



## Western NSW LHD countries of birth, 2021

Top 10 countries of birth other than Australia	Number	%
United Kingdom	4,976	1.8%
New Zealand	2,278	0.8%
India	2,098	0.7%
Philippines	1,492	0.5%
Nepal	1,289	0.5%
South Africa	786	0.3%
China	671	0.2%
Germany	631	0.2%
Netherlands	501	0.2%
United States of America	497	0.2%



## Western NSW LHD languages spoken at home, 2021

Top 10 languages other than English	Number	%
Nepali	1,357	0.5%
Tagalog/Filipino	1,045	0.4%
Punjabi	799	0.3%
Malayalam	734	0.3%
Mandarin	641	0.2%
Australian Indigenous Languages	535	0.2%
Urdu	462	0.2%
Spanish	420	0.1%
Arabic	407	0.1%
Cantonese	396	0.1%

Cancer Institute NSW  
1 Reserve Road  
St Leonards, NSW 2065

Locked Bag 2030  
St Leonards NSW 1590

Office Hours: Monday to Friday  
9.00am–5.00pm

T: (02) 8374 5600  
E: [CINSW-Multicultural@health.nsw.gov.au](mailto:CINSW-Multicultural@health.nsw.gov.au)  
W: [cancer.nsw.gov.au](http://cancer.nsw.gov.au)

